







How to install:



1. Take your individual FluteSlat™ and using the grooves on the edges interlock together to create one full panel.



2. Using some form of adhesive, apply a generous amount onto the back of the panels and secure your 640mm x 2500mm FluteSlat™ to the wall.



Fire, Water and Moisture Resistant
with a B1 Fire Rating

