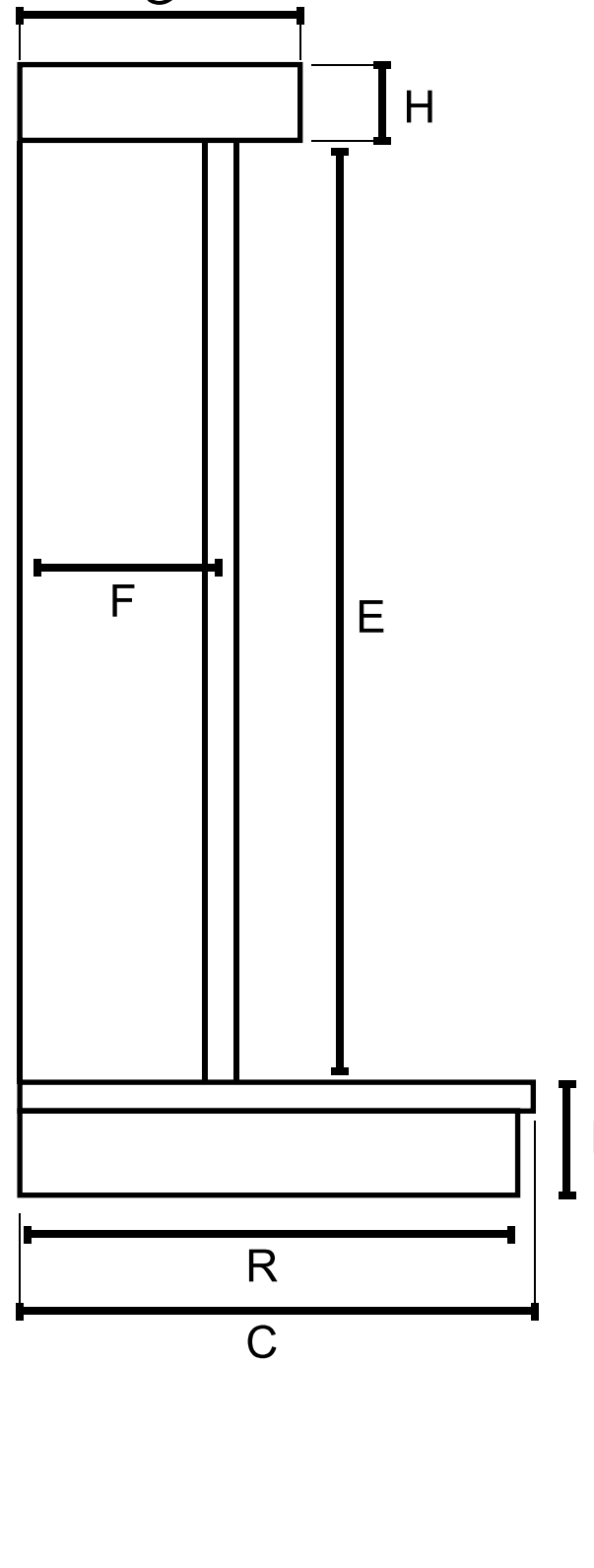
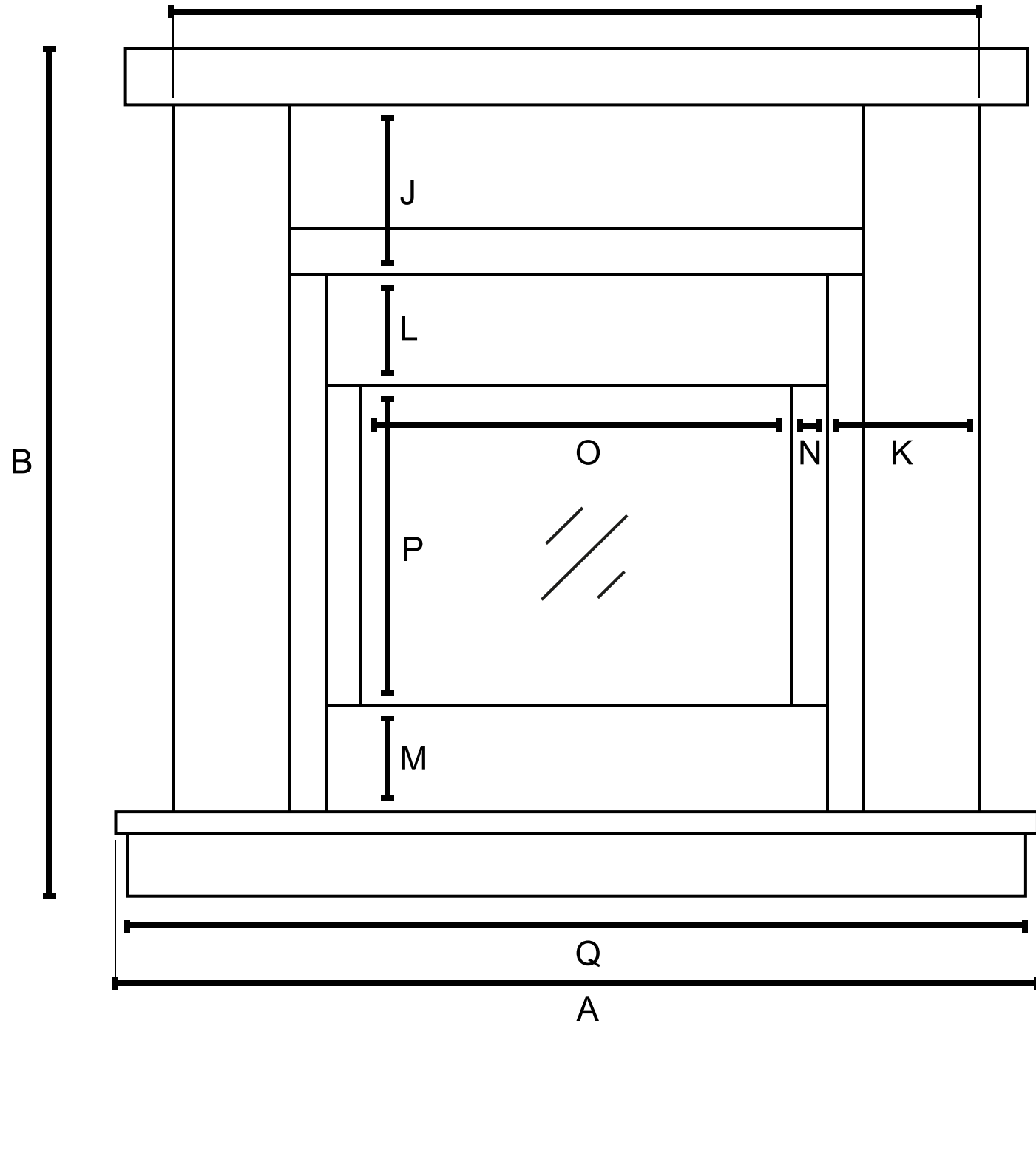


ISABELLE 1300

INFORMATION SHEET

Bespoke
Fireplaces

DIMENSIONS



SIZES	
A 1880mm	B 983mm
C 432mm	D 1829mm
E 864mm	F 300mm
G 340mm	H 51mm
I 69mm	J 216mm
K 204mm	L 178mm
M 140mm	N 61mm
O 1300mm	P 330mm
Q 1855mm	R 419mm

AVAILABLE IN 3 SIZES



ISABELLE 700



ISABELLE 1000




ISABELLE 1300

CHOOSE YOUR MARBLE


Our exquisite range of suites are available in a vast range of naturally beautiful stones. Choose to have your Bespoke electric suite crafted in one beautiful colour, or step outside your comfort zone and add in a second 'highlight' stone to complement your 'primary' choice.

See something in store you like? Speak to your sales advisor for more information on showroom exclusive marbles


CLASSIC STONE COLLECTION



POLAR WHITE




SEMI RIJO




CALACATTA



NACARADO



ITALIAN GREY



GREY SPARKLE
QUARTZ




BLACK SPARKLE
QUARTZ




RHELVINA


LEATHER QUARTZITE COLLECTION



TITANIUM GOLD



TITANIUM GALAXY



ROSIANA

FEATURES

SMART CONTROL



SMART APP & ALEXA



TOUCH CONTROL



LCD REMOTE

Step into the future, where convenience meets innovation. Take command effortlessly through the dedicated app, using the LCD remote control or the discreetly designed touch screen.

MULTI-FUEL PACKAGE



INCLUDES

- White Pebbles
- Ice Glass
- Charred Glass
- Smouldering Ember LED's
- Choice of logs - HD Logs or Upgrade to our British Woodland

10 YEAR WARRANTY

Experience peace of mind with our premium 10 year warranty exclusively offered by Bespoke Fireplaces Ltd for all of our electric fires.

Our dedicated service department, staffed by highly trained service administrators and engineers are always happy to help.




BRITISH WOODLAND LOGS

The perfect finishing touch in the worlds most realistic electric fire, created with materials from nature itself. Starting with a trio to the fundamental fuel beds to recreate the essence of the forest floor; organic husk, green moss land and charred chippings create the base.



LUXE

If you prefer a clean cut, engineered look, choose the **Luxe**.



OAK

For a more rustic campfire feel, the **Oak** logs are the perfect choice.

